

# Dividend Fund (GWLIM) – QF Series

June 28, 2018

This document contains key information you should know about Dividend Fund (GWLIM)– QF Series. You can find more detailed information in the fund's simplified prospectus. Ask your investment representative for a copy, contact Mackenzie Financial Corporation ("Mackenzie") at 1-800-387-0614 or visit [www.quadrusgroupoffunds.com](http://www.quadrusgroupoffunds.com).

**Before you invest in any fund, consider how the fund would work with your other investments and your tolerance for risk.**

**The Fund's risk rating has changed from "medium" to "low to medium".**

## Quick facts

<b>Fund codes:</b>	No load [MAX6292]	<b>Fund manager:</b>	Mackenzie Financial Corporation
<b>Date series started:</b>	July 12, 2016	<b>Portfolio manager:</b>	Mackenzie Financial Corporation
<b>Total value of the fund on April 30, 2018:</b>	\$464.9 million	<b>Sub-advisor(s):</b>	GLC Asset Management Group Ltd.
<b>Management expense ratio (MER):</b>	1.33%	<b>Distributions:</b>	Monthly
		<b>Minimum investment:</b>	\$500 initial Where subsequent investment for all series must be at least \$100 per account and \$25 per fund These amounts may change from time to time, and may also be waived by Mackenzie/Quadrus.

## What does the fund invest in?

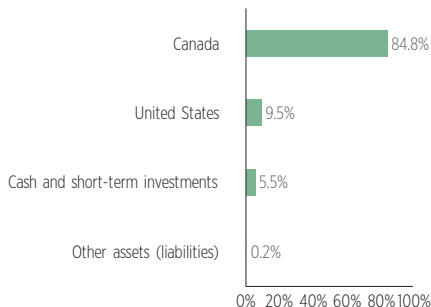
The Fund seeks dividend income and long-term capital growth by investing mainly in Canadian equities. It may hold up to 49% of its assets in foreign investments. The charts below give you a snapshot of the fund's investments on April 30, 2018. The fund's investments will change.

### Top 10 Investments (April 30, 2018)

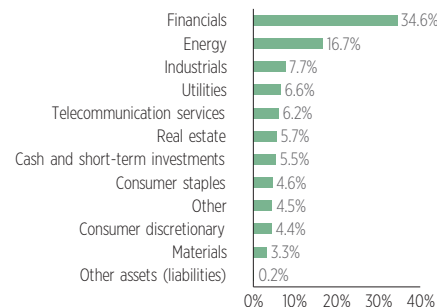
1. The Bank of Nova Scotia	5.9%
2. Royal Bank of Canada	5.8%
3. The Toronto-Dominion Bank	5.8%
4. Cash and short-term investments	5.5%
5. Manulife Financial Corp.	3.3%
6. Bank of Montreal	3.0%
7. Enbridge Inc.	2.9%
8. Canadian Imperial Bank of Commerce	2.5%
9. Canadian National Railway Co.	2.3%
10. TELUS Corp.	2.2%
Total percentage of top 10 investments	39.2%
Total number of investments	77

### Investment mix (April 30, 2018)

#### Regional Allocation



#### Sector Allocation

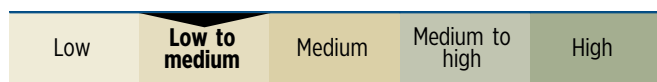


## How risky is it?

The value of the fund can go down as well as up. You could lose money. One way to gauge risk is to look at how much a fund's returns change over time. This is called "volatility". In general, funds with higher volatility will have returns that change more over time. They typically have a greater chance of losing money and may have a greater chance of higher returns. Funds with lower volatility tend to have returns that change less over time. They typically have lower returns and may have a lower chance of losing money.

### Risk rating

Mackenzie has rated the volatility of this fund as **low to medium**. This rating is based on how much the fund's returns have changed from year to year. It doesn't tell you how volatile the fund will be in the future. The rating can change over time. A fund with a low risk rating can still lose money.



For more information about the risk rating and specific risks that can affect the fund's returns, see the "What are the Risks of Investing in the Fund?" section of the fund's simplified prospectus.

### No guarantees

Like most mutual funds, this fund doesn't have any guarantees. You may not get back the amount of money you invest.

## How has the fund performed?

This section tells you how QF Series securities of the fund have performed over the past year. Returns are after expenses have been deducted. These expenses reduce returns.

### Year-by-year returns

This chart shows how QF Series securities of the fund performed in the past year. The range of returns and change from year to year can help you assess how risky the fund has been in the past. It does not tell you how the fund will perform in the future.



**Best and worst 3-month returns**

This table shows the best and worst returns for QF Series securities of the fund in a 3-month period over the past year. The best and worst 3-month returns could be higher or lower in the future. Consider how much of a loss you could afford to take in a short period of time.

	Return	3 months ending	If you invested \$1,000 at the beginning of the period
<b>Best return</b>	5.7%	November 30, 2017	Your investment would rise to \$1,057
<b>Worst return</b>	-4.5%	March 31, 2018	Your investment would drop to \$955

**Average return**

A person who invested \$1,000 in QF Series of the fund since its inception would have had \$1,119 as of April 30, 2018. This is equal to an annual compounded return of approximately 6.5%.

**Who is this fund for?**

**Investors who:**

- are looking for a Canadian income-oriented equity fund to hold as part of their portfolio
- want a medium- to long-term investment
- can handle the volatility of stock markets

**A word about tax**

In general, you'll have to pay income tax on any money you make on a fund. How much you pay depends on the tax laws where you live and whether or not you hold the fund in a registered plan such as a Registered Retirement Savings Plan, or a Tax-Free Savings Account.

Keep in mind that if you hold your fund in a non-registered account, fund distributions are included in your taxable income, whether you get them in cash or have them reinvested.

**How much does it cost?**

The following tables show the fees and expenses you could pay to buy, own and sell QF Series securities of the fund. The fees and expenses – including any commissions – can vary among series of a fund and among funds. Higher commissions can influence representatives to recommend one investment over another. Ask about other funds and investments that may be suitable for you at a lower cost.

We provide eligible investors with combined management and administration fee decreases on their eligible Mackenzie fund investments, as disclosed under the sub-heading “Fund expenses”. Effective August 2018, we will automatically switch your QF Series securities into QFW Series securities of the Fund (bearing lower combined management and administration fees) upon your investment amount in eligible Mackenzie funds meeting the QFW Series eligibility requirements of \$100,000 minimum series investment and \$500,000 minimum total holdings. If you or your eligible accounts, as applicable, no longer meet the requirements to be eligible for QFW Series, we may automatically switch your securities into QF Series, which has higher combined management and administration fees than QFW Series. See “Fees and Expenses” in the Fund’s simplified prospectus and speak to your representative for additional details.

**1. Sales charges**

You can only buy this series of the fund under the no load purchase option. No sales charges are payable by you under this purchase option.

**2. Fund expenses**

You don't pay these expenses directly. They affect you because they reduce the fund's returns.

As of March 31, 2018, the fund's expenses were 1.37% of its value. This equals \$13.70 for every \$1,000 invested.

**More about the trailing commission**

No trailing commission.

	Annual rate (as a % of the fund's value)
<b>Management expense ratio (MER)</b> This is the total of the management fee (including the trailing commission) and operating expenses (including fixed administration fees)	1.33%
<b>Trading expense ratio</b> These are the fund's trading costs	0.04%
<b>Fund expenses</b>	<b>1.37%</b>

The fee decrease from QF Series to QFW Series is 0.29%.

**3. Other fees**

You may have to pay other fees when you buy, hold, sell or switch securities of the fund.

Fee	What you pay
<b>Switch fees</b>	If you switch between series of the Fund or to another fund within the Quadrus Group of Funds, then you may pay your representative's firm a switch fee of 0-2%, subject to the following exception – no switch fees are payable when switching between QF Series, QF5 Series, QFW Series and QFW5 Series securities.
<b>Inappropriate short-term trading fee</b>	A fee of 2% of the amount switched or redeemed will be charged by the Fund for inappropriate short-term trading.
<b>Excessive short-term trading fee</b>	A fee of 1% of the amount switched or redeemed will be charged by the Fund if you invest in the fund for less than 30 days and your trading is part of a pattern of short-term trading that Mackenzie believes is detrimental to fund investors.
<b>Advisor Service Fee</b>	You may pay a service fee, which is negotiable with your investment representative and your representative's firm, for services provided in connection with your QF Series investments. This service fee may not exceed 1.25% and will be collected by Mackenzie through redemptions of these securities in your account and then the proceeds will be remitted to your representative's firm.

**What if I change my mind?**

Under securities law in some provinces and territories, you have the right to:

- withdraw from an agreement to buy mutual fund securities within two business days after you receive a simplified prospectus or Fund Facts document, or
- cancel your purchase within 48 hours after you receive confirmation of the purchase.

In some provinces and territories, you also have the right to cancel a purchase, or in some jurisdictions, claim damages, if the simplified prospectus, annual information form, Fund Facts document or financial statements contain a misrepresentation. You must act within the time limit set by the securities law in your province or territory.

For more information, see the securities law of your province or territory or ask a lawyer.

**For more information**

Contact Mackenzie or your investment representative for the fund's simplified prospectus and other disclosure documents. These documents and the Fund Facts make up the fund's legal documents.

**Mackenzie Financial Corporation**

180 Queen Street West

Toronto, Ontario M5V 3K1

Toll-free: 1-800-387-0614

www.quadrusgroupoffunds.com

To learn more about investing in mutual funds, see the brochure **Understanding mutual funds**, which is available on the website of the Canadian Securities Administrators at [www.securities-administrators.ca](http://www.securities-administrators.ca).