

# Mackenzie Canadian Balanced Fund (formerly, Mackenzie Canadian Large Cap Balanced Fund) – L Series

April 29, 2019

This document contains key information you should know about Mackenzie Canadian Balanced Fund (formerly, Mackenzie Canadian Large Cap Balanced Fund) L Series. You can find more detailed information in the funds simplified prospectus. Ask your investment representative for a copy, contact Mackenzie Financial Corporation ("Mackenzie") at 1-800-387-0614 or visit [www.quadrusgroupoffunds.com](http://www.quadrusgroupoffunds.com).

**Before you invest in any fund, consider how the fund would work with your other investments and your tolerance for risk.**

**Notice: A meeting of Fund investors will be held on or about July 24, 2019 to consider and approve a proposed merger of the Fund into Mackenzie Strategic Income Fund, whereby investors of the Fund would become investors of Mackenzie Strategic Income Fund. The merger is also subject to regulatory approval. If all the approvals are obtained, the merger will be implemented on or about August 16, 2019.**

## Quick facts

<b>Fund codes:</b>	Sales charge [MAX3360]; Redemption charge [MAX5060]; Low-load [MAX5660]	<b>Fund manager:</b>	Mackenzie Financial Corporation
<b>Date series started:</b>	December 16, 2011	<b>Portfolio manager:</b>	Mackenzie Financial Corporation
<b>Total value of the fund on February 28, 2019:</b>	\$319.0 million	<b>Distributions:</b>	Quarterly in March, June, September and December
<b>Management expense ratio (MER):</b>	2.03%	<b>Minimum investment:</b>	\$100,000 initial (with \$500,000 minimum total holdings requirement) Where subsequent investment for all series must be at least \$100 per account and \$25 per fund These amounts may change from time to time, and may also be waived by Mackenzie/Quadrus.

## What does the fund invest in?

The Fund seeks long-term capital growth by investing primarily in mid- to large-capitalization Canadian equities and fixed-income securities. The Fund's asset mix will generally range between 40%-60% equities and 40%-60% fixed-income securities and cash and cash equivalents. It may hold up to 40% of its assets in foreign investments.

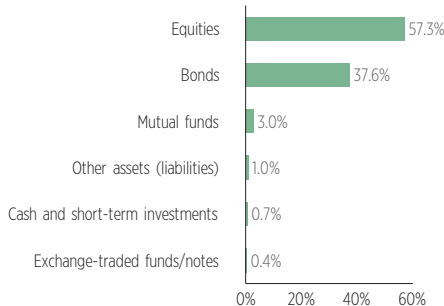
The charts below give you a snapshot of the fund's investments on February 28, 2019. The fund's investments will change.

### Top 10 Investments (February 28, 2019)

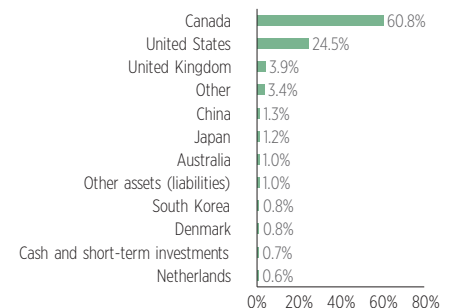
1. Province of Ontario 2.90% 06-02-2049	3.4%
2. The Toronto-Dominion Bank	2.7%
3. Mackenzie Global Credit Opportunities Fund Series R	1.9%
4. Canadian National Railway Co.	1.9%
5. Royal Bank of Canada	1.9%
6. Government of Canada 2.00% 06-01-2028	1.6%
7. Manulife Financial Corp.	1.5%
8. Government of Canada 2.25% 06-01-2029	1.4%
9. Alimentation Couche-Tard Inc.	1.4%
10. Province of Quebec 3.50% 12-01-2048	1.3%
<b>Total percentage of top 10 investments</b>	<b>19.0%</b>
<b>Total number of investments</b>	<b>447</b>

### Investment mix (February 28, 2019)

#### Portfolio Allocation



#### Regional Allocation



## How risky is it?

The value of the fund can go down as well as up. You could lose money.

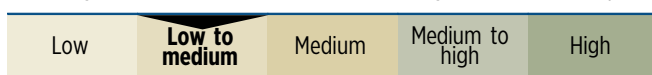
One way to gauge risk is to look at how much a fund's returns change over time. This is called "volatility".

In general, funds with higher volatility will have returns that change more over time. They typically have a greater chance of losing money and may have a greater chance of higher returns. Funds with lower volatility tend to have returns that change less over time. They typically have lower returns and may have a lower chance of losing money.

### Risk rating

Mackenzie has rated the volatility of this fund as **low to medium**.

This rating is based on how much the fund's returns have changed from year to year. It doesn't tell you how volatile the fund will be in the future. The rating can change over time. A fund with a low risk rating can still lose money.



For more information about the risk rating and specific risks that can affect the fund's returns, see the "What are the Risks of Investing in the Fund?" section of the fund's simplified prospectus.

### No guarantees

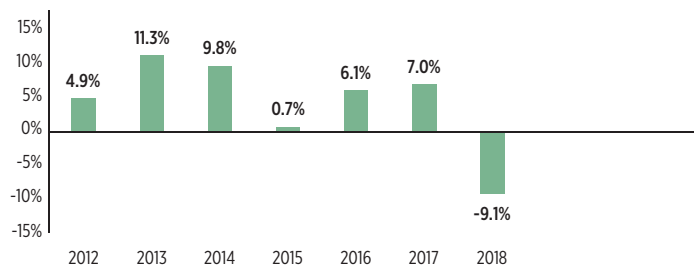
Like most mutual funds, this fund doesn't have any guarantees. You may not get back the amount of money you invest.

## How has the fund performed?

This section tells you how L Series securities of the fund have performed over the past 7 years. Returns are after expenses have been deducted. These expenses reduce returns.

### Year-by-year returns

This chart shows how L Series securities of the fund performed in each of the past 7 years. The fund dropped in value in 1 of the 7 years. The range of returns and change from year to year can help you assess how risky the fund has been in the past. It does not tell you how the fund will perform in the future.



**Best and worst 3-month returns**

This table shows the best and worst returns for L Series securities of the fund in a 3-month period over the past 7 years. The best and worst 3-month returns could be higher or lower in the future. Consider how much of a loss you could afford to take in a short period of time.

	Return	3 months ending	If you invested \$1,000 at the beginning of the period
<b>Best return</b>	6.2%	November 30, 2013	Your investment would rise to \$1,062
<b>Worst return</b>	-9.4%	December 31, 2018	Your investment would drop to \$906

**Average return**

A person who invested \$1,000 in L Series of the fund since its inception would have had \$1,432 as of February 28, 2019. This is equal to an annual compounded return of approximately 5.1%.

**Who is this fund for?**

**Investors who:**

- are looking for a Canadian balanced fund to hold as part of their portfolio
- want a medium-term investment
- can handle the volatility of stock and bond markets

**A word about tax**

In general, you'll have to pay income tax on any money you make on a fund. How much you pay depends on the tax laws where you live and whether or not you hold the fund in a registered plan such as a Registered Retirement Savings Plan, or a Tax-Free Savings Account.

Keep in mind that if you hold your fund in a non-registered account, fund distributions are included in your taxable income, whether you get them in cash or have them reinvested.

**How much does it cost?**

The following tables show the fees and expenses you could pay to buy, own and sell L Series securities of the fund. The fees and expenses – including any commissions – can vary among series of a fund and among funds. Higher commissions can influence representatives to recommend one investment over another. Ask about other funds and investments that may be suitable for you at a lower cost.

We provide eligible investors with combined management and administration fee decreases on their eligible Mackenzie fund investments, as disclosed under the sub-heading “Fund expenses”. If you or your eligible accounts, as applicable, no longer meet the requirements to be eligible for L Series, we may automatically switch your securities into Quadrus Series, which has higher combined management and administration fees than L Series. See “Fees and Expenses” in the Fund’s simplified prospectus and speak to your representative for additional details.

**1. Sales charges**

You have to choose a sales charge option when you buy this series of the fund. Ask about the pros and cons of each option.

Sales charge option	What you pay (in %)	What you pay (in \$)	How it works																
<b>Sales charge purchase option</b>	0% to 2%	\$0 to \$20 on every \$1,000 you buy	<ul style="list-style-type: none"> <li>• You negotiate the sales charge with your investment representative. You pay it to your representative's firm at the time you purchase the fund.</li> </ul>																
<b>Redemption charge purchase option</b>	<p><b>If you sell within</b></p> <table border="1"> <tr><td>1 year of buying</td><td>5.5%</td></tr> <tr><td>2 years of buying</td><td>5.0%</td></tr> <tr><td>3 years of buying</td><td>5.0%</td></tr> <tr><td>4 years of buying</td><td>4.0%</td></tr> <tr><td>5 years of buying</td><td>4.0%</td></tr> <tr><td>6 years of buying</td><td>3.0%</td></tr> <tr><td>7 years of buying</td><td>2.0%</td></tr> <tr><td>After 7 years</td><td>0.0%</td></tr> </table>	1 year of buying	5.5%	2 years of buying	5.0%	3 years of buying	5.0%	4 years of buying	4.0%	5 years of buying	4.0%	6 years of buying	3.0%	7 years of buying	2.0%	After 7 years	0.0%	\$0 to \$55 on every \$1,000 you sell	<ul style="list-style-type: none"> <li>• When you buy the fund, Mackenzie pays your representative's firm a fixed commission of 5%.</li> <li>• If you redeem within 7 years of buying, you pay a redemption charge to Mackenzie. The redemption charge is based on the net asset value of those securities at the time of redemption.</li> <li>• You can switch to other Quadrus Group of Funds without paying a redemption charge, but you may have to pay a switch fee to your representative's firm. The redemption charge schedule starts at the time you buy your investment and will continue to apply if you switch to another Quadrus Group of Funds under the redemption charge purchase option.</li> <li>• Up to 10% of your investment may be redeemed in each calendar year without a redemption charge.</li> </ul>
1 year of buying	5.5%																		
2 years of buying	5.0%																		
3 years of buying	5.0%																		
4 years of buying	4.0%																		
5 years of buying	4.0%																		
6 years of buying	3.0%																		
7 years of buying	2.0%																		
After 7 years	0.0%																		
<b>Low-load purchase option</b>	<p><b>If you sell within</b></p> <table border="1"> <tr><td>1 year of buying</td><td>3.0%</td></tr> <tr><td>2 years of buying</td><td>2.5%</td></tr> <tr><td>3 years of buying</td><td>2.0%</td></tr> <tr><td>After 3 years</td><td>0.0%</td></tr> </table>	1 year of buying	3.0%	2 years of buying	2.5%	3 years of buying	2.0%	After 3 years	0.0%	\$0 to \$30 on every \$1,000 you sell	<ul style="list-style-type: none"> <li>• When you buy the fund, Mackenzie pays your representative's firm a fixed commission of 2.5%.</li> <li>• If you redeem within 3 years of buying, you pay a redemption charge to Mackenzie. The redemption charge is based on the net asset value of those securities at the time of redemption.</li> <li>• You can switch to other Quadrus Group of Funds without paying a redemption charge, but you may have to pay a switch fee to your representative's firm. The redemption charge schedule starts at the time you buy your investment and will continue to apply if you switch to another Quadrus Group of Funds under the low-load purchase option.</li> </ul>								
1 year of buying	3.0%																		
2 years of buying	2.5%																		
3 years of buying	2.0%																		
After 3 years	0.0%																		

## 2. Fund expenses

You don't pay these expenses directly. They affect you because they reduce the fund's returns.

As of September 30, 2018, the fund's expenses were 2.19% of its value. This equals \$21.90 for every \$1,000 invested.

	Annual rate (as a % of the fund's value)
<b>Management expense ratio (MER)</b> This is the total of the management fee (including the trailing commission) and operating expenses (including fixed administration fees)	2.03%
<b>Trading expense ratio</b> These are the fund's trading costs	0.16%
<b>Fund expenses</b>	<b>2.19%</b>

The fee decrease from Quadrus Series to L Series is 0.26%.

### More about the trailing commission

The trailing commission is an ongoing commission. It is paid for as long as you own the fund. It is for the services and advice that your representative and their firm provide to you.

Mackenzie pays the trailing commission to your representative's firm. It is paid from the fund's management fee and is based on the value of your investment. The rate depends on the sales charge option you choose.

- **Sales charge purchase option** – 1.00% of the value of your investment each year (\$10.00 per year for every \$1,000 invested)
- **Redemption charge purchase option** – 0.50% of the value of your investment for years 1-7, and 0.50% for each year after that (\$5.00 per year for every \$1,000 invested)
- **Low-load purchase option** – 0.50% of the value of your investment for years 1-3, and 1.00% for each year after that (\$5.00 to \$10.00 per year for every \$1,000 invested)

## 3. Other fees

You may have to pay other fees when you buy, hold, sell or switch securities of the fund.

Fee	What you pay
<b>Switch fees</b>	If you switch between series of the Fund or to another fund within the Quadrus Group of Funds, then you may pay your representative's firm a switch fee of 0-2%.
<b>Inappropriate short-term trading fee</b>	A fee of 2% of the amount switched or redeemed will be charged by the Fund for inappropriate short-term trading.
<b>Excessive short-term trading fee</b>	A fee of 1% of the amount switched or redeemed will be charged by the Fund if you invest in the fund for less than 30 days and your trading is part of a pattern of short-term trading that Mackenzie believes is detrimental to fund investors.

### What if I change my mind?

Under securities law in some provinces and territories, you have the right to:

- withdraw from an agreement to buy mutual fund securities within two business days after you receive a simplified prospectus or Fund Facts document, or
- cancel your purchase within 48 hours after you receive confirmation of the purchase.

In some provinces and territories, you also have the right to cancel a purchase, or in some jurisdictions, claim damages, if the simplified prospectus, annual information form, Fund Facts document or financial statements contain a misrepresentation. You must act within the time limit set by the securities law in your province or territory.

For more information, see the securities law of your province or territory or ask a lawyer.

### For more information

Contact Mackenzie or your investment representative for the fund's simplified prospectus and other disclosure documents. These documents and the Fund Facts make up the fund's legal documents.

#### Mackenzie Financial Corporation

180 Queen Street West

Toronto, Ontario M5V 3K1

Toll-free: 1-800-387-0614

[www.quadrusgroupoffunds.com](http://www.quadrusgroupoffunds.com)

To learn more about investing in mutual funds, see the brochure **Understanding mutual funds**, which is available on the website of the Canadian Securities Administrators at [www.securities-administrators.ca](http://www.securities-administrators.ca).