

Balanced Folio Fund – N Series

June 28, 2018

This document contains key information you should know about Balanced Folio Fund– N Series. You can find more detailed information in the fund's simplified prospectus. Ask your investment representative for a copy, contact Mackenzie Financial Corporation ("Mackenzie") at 1-800-387-0614 or visit www.quadrusgroupoffunds.com.

Before you invest in any fund, consider how the fund would work with your other investments and your tolerance for risk.

Quick facts		Fund manager:	
Fund codes:	Sales charge [MAX2314,MAX4472 US\$]	Mackenzie Financial Corporation	
Date series started:	January 15, 2010	Portfolio manager:	
Total value of the fund on April 30, 2018:	\$545.4 million	Mackenzie Financial Corporation	
Management expense ratio (MER):	0.00%	Sub-advisor(s):	
		GLC Asset Management Group Ltd.	
		Distributions:	
		Quarterly in March, June, September and December	
		Minimum investment:	
		\$100,000 initial (with \$500,000 minimum total holdings requirement)	
		Where subsequent investment for all series must be at least \$100 per account and \$25 per fund	
		These amounts may change from time to time, and may also be waived by Mackenzie/Quadrus.	

What does the fund invest in?

The Fund seeks long-term capital growth and income by investing primarily in other mutual funds with a mix of investment styles that invest in equities and fixed income securities, although it may also invest in securities directly. It generally holds 60% of its assets in equities and 40% in fixed income securities.

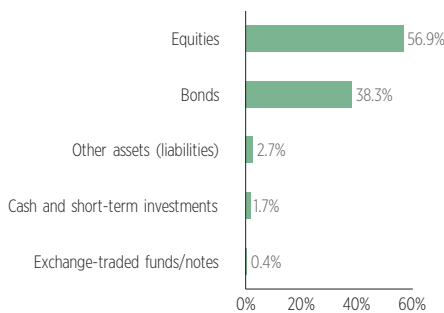
The charts below give you a snapshot of the fund's investments on April 30, 2018. The fund's investments will change.

Top 10 Investments (April 30, 2018)

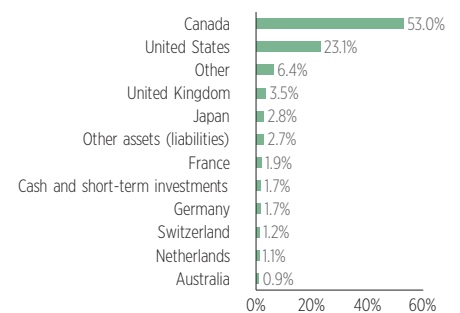
1. Core Plus Bond Fund (Portico) Series R	17.1%
2. Mackenzie Canadian Bond Fund Series R	13.0%
3. International Core Equity Fund (Putnam) Series R	7.9%
4. Dividend Fund (GWLIM) Series R	7.0%
5. U.S. Value Fund (Putnam) Series R	6.9%
6. Global Dividend Fund (Setanta) Series R	6.5%
7. Canadian Value Class (FGP) Series R	6.0%
8. Canadian Growth Fund (GWLIM) Series R	5.0%
9. Mackenzie Ivy Foreign Equity Fund Series R	5.0%
10. Mackenzie Global Growth Class Series R	5.0%
Total percentage of top 10 investments	79.4%
Total number of investments	17

Investment mix (April 30, 2018)

Portfolio Allocation



Regional Allocation



How risky is it?

The value of the fund can go down as well as up. You could lose money.

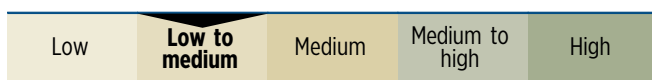
One way to gauge risk is to look at how much a fund's returns change over time. This is called "volatility".

In general, funds with higher volatility will have returns that change more over time. They typically have a greater chance of losing money and may have a greater chance of higher returns. Funds with lower volatility tend to have returns that change less over time. They typically have lower returns and may have a lower chance of losing money.

Risk rating

Mackenzie has rated the volatility of this fund as **low to medium**.

This rating is based on how much the fund's returns have changed from year to year. It doesn't tell you how volatile the fund will be in the future. The rating can change over time. A fund with a low risk rating can still lose money.



For more information about the risk rating and specific risks that can affect the fund's returns, see the "What are the Risks of Investing in the Fund?" section of the fund's simplified prospectus.

No guarantees

Like most mutual funds, this fund doesn't have any guarantees. You may not get back the amount of money you invest.

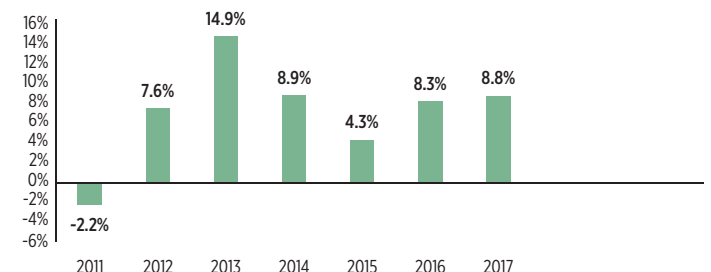
How has the fund performed?

This section tells you how N Series securities of the fund have performed over the past 7 years. Returns are after expenses have been deducted. These expenses reduce returns.

For all performance information, because N Series securities were not outstanding for a full calendar year between 2010 and 2011, performance data for Quadrus series securities was used.

Year-by-year returns

This chart shows how N Series securities of the fund performed in each of the past 7 years. The fund dropped in value in 1 of the 7 years. The range of returns and change from year to year can help you assess how risky the fund has been in the past. It does not tell you how the fund will perform in the future.



Best and worst 3-month returns

This table shows the best and worst returns for N Series securities of the fund in a 3-month period over the past 7 years. The best and worst 3-month returns could be higher or lower in the future. Consider how much of a loss you could afford to take in a short period of time.

	Return	3 months ending	If you invested \$1,000 at the beginning of the period
Best return	6.8%	November 30, 2013	Your investment would rise to \$1,068
Worst return	-6.2%	September 30, 2011	Your investment would drop to \$938

Average return

A person who invested \$1,000 in N Series of the fund since its inception would have had \$1,732 as of April 30, 2018. This is equal to an annual compounded return of approximately 6.8%.

Who is this fund for?

Investors who:

- are looking for a balanced fund to hold as part of their portfolio
- want a medium- to long-term investment
- can handle the volatility of bond and stock markets

A word about tax

In general, you'll have to pay income tax on any money you make on a fund. How much you pay depends on the tax laws where you live and whether or not you hold the fund in a registered plan such as a Registered Retirement Savings Plan, or a Tax-Free Savings Account.

Keep in mind that if you hold your fund in a non-registered account, fund distributions are included in your taxable income, whether you get them in cash or have them reinvested.

How much does it cost?

The following tables show the fees and expenses you could pay to buy, own and sell N Series securities of the fund. The fees and expenses – including any commissions – can vary among series of a fund and among funds. Higher commissions can influence representatives to recommend one investment over another. Ask about other funds and investments that may be suitable for you at a lower cost.

1. Sales charges

You can only buy this series of the fund under the sales charge purchase option.

Sales charge option	What you pay (in %)	What you pay (in \$)	How it works
Sales charge purchase option	0% to 2%	\$0 to \$20 on every \$1,000 you buy	• You negotiate the sales charge with your investment representative. You pay it to your representative's firm at the time you purchase the fund.

2. Fund expenses

You don't pay these expenses directly. They affect you because they reduce the fund's returns.

More about the trailing commission

No trailing commission.

As of March 31, 2018, the fund's expenses were 0.05% of its value. This equals \$0.50 for every \$1,000 invested.

	Annual rate (as a % of the fund's value)
Management expense ratio (MER) This is the total of the management fee (including the trailing commission) and operating expenses (including fixed administration fees)	0.00%
Trading expense ratio These are the fund's trading costs	0.05%
Fund expenses	0.05%

3. Other fees

You may have to pay other fees when you buy, hold, sell or switch securities of the fund.

Fee	What you pay
Switch fees	If you switch between series of the Fund or to another fund within the Quadrus Group of Funds, then you may pay your representative's firm a switch fee of 0-2%.
Inappropriate short-term trading fee	A fee of 2% of the amount switched or redeemed will be charged by the Fund for inappropriate short-term trading.
Excessive short-term trading fee	A fee of 1% of the amount switched or redeemed will be charged by the Fund if you invest in the fund for less than 30 days and your trading is part of a pattern of short-term trading that Mackenzie believes is detrimental to fund investors.
N Series fee	The management fee and administration fee for this series are negotiable by the investor, where such fees may not exceed 1.40%, and are payable directly to Mackenzie by the investor, through redemptions of these securities in your account by Mackenzie.
Advisor Service Fee	You may pay a service fee, which is negotiable with your investment representative (on behalf of your representative's firm), for services provided in connection with your N Series investments. This service fee will be collected by Mackenzie through redemptions of these securities in your account and then the proceeds will be remitted to your representative's firm.

What if I change my mind?

Under securities law in some provinces and territories, you have the right to:

- withdraw from an agreement to buy mutual fund securities within two business days after you receive a simplified prospectus or Fund Facts document, or
- cancel your purchase within 48 hours after you receive confirmation of the purchase.

In some provinces and territories, you also have the right to cancel a purchase, or in some jurisdictions, claim damages, if the simplified prospectus, annual information form, Fund Facts document or financial statements contain a misrepresentation. You must act within the time limit set by the securities law in your province or territory.

For more information, see the securities law of your province or territory or ask a lawyer.

For more information

Contact Mackenzie or your investment representative for the fund's simplified prospectus and other disclosure documents. These documents and the Fund Facts make up the fund's legal documents.

Mackenzie Financial Corporation

180 Queen Street West

Toronto, Ontario M5V 3K1

Toll-free: 1-800-387-0614

www.quadrusgroupoffunds.com

To learn more about investing in mutual funds, see the brochure **Understanding mutual funds**, which is available on the website of the Canadian Securities Administrators at www.securities-administrators.ca.